



NAVIMAG
FERRIES

PATAGONIA



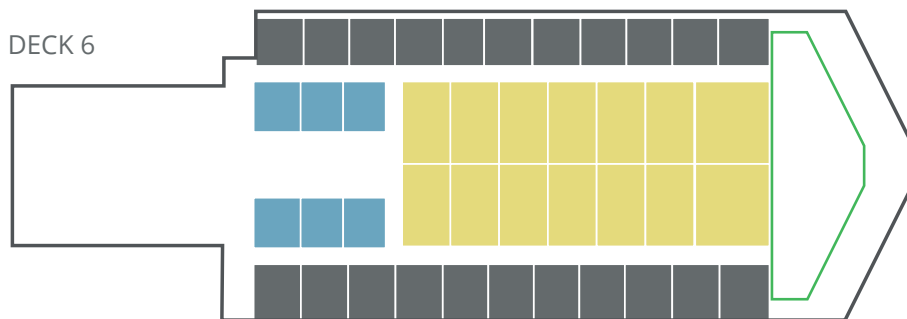
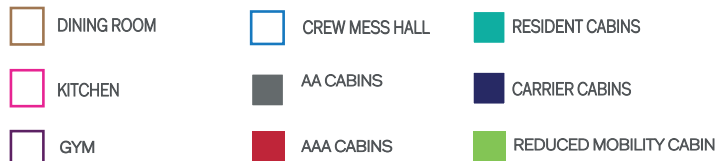
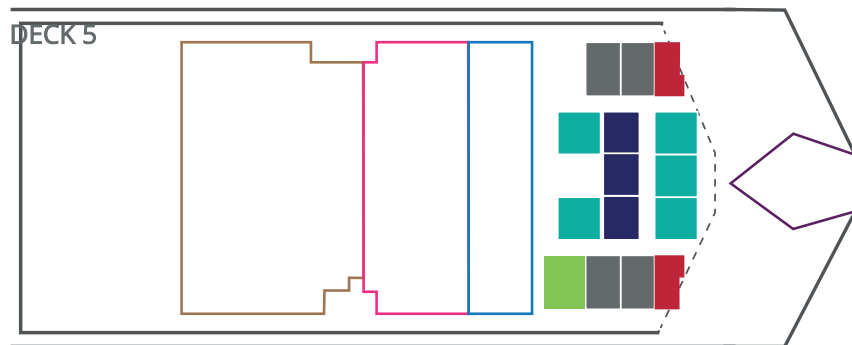
PATAGONIAN FJORDS

COME AND LIVE THE UNIQUE EXPERIENCE OF EXPLORING
PATAGONIA ON BOARD THE NAVIMAG FERRY

**NEW
FERRY**

FERRY ESPERANZA

Navimag has ferry-type vessels, i.e., cargo ships adapted to transport passengers and vehicles (cars, vans, camping cars, motorcycles, and bicycles). Each ferry includes adequately distributed bunk beds, ample spaces for recreation and contemplation, with a crew ready to provide the best service.

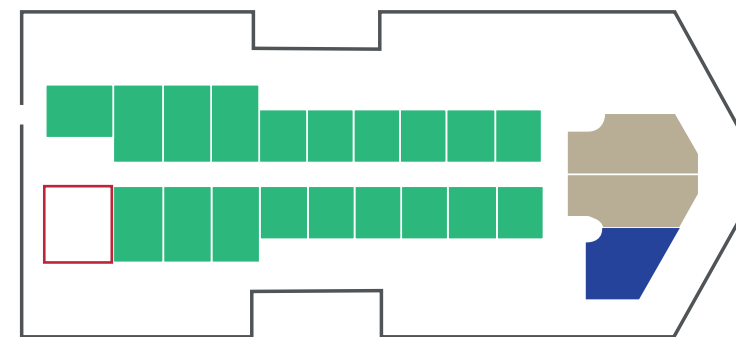


GENERAL CHARACTERISTICS

Passenger Capacity: 244 / Cargo Capacity: 1,800 linear meters

Cruising Speed: 13 knots / Year Built: 2019

DECK 7



FACILITIES

Premium Suite, AA cabins, A cabins, and Reduced Mobility.

Cafeteria, dining room, activity room, infirmary, gym (yoga room), 3 outdoor decks with panoramic views, and a cabin for passengers with reduced mobility.

FERRY CABINS



PREMIUM SUITE
1 BED QUEEN SIZE
WITH WINDOW
INTERIOR PRIVATE BATHROOM

AA CABIN
4 BEDS
WITH WINDOW
INTERIOR PRIVATE BATHROOM

A CABIN
6 & 8 BEDS
NO WINDOW
INTERIOR PRIVATE BATHROOM

A CABIN
4 BEDS
NO WINDOW
INTERIOR PRIVATE BATHROOM

REDUCED MOBILITY
2 BEDS
WITH WINDOW
INTERIOR PRIVATE BATHROOM

All cabins have bunk beds, except the Premium Suite. For those who prefer private cabins, the upper berths can be folded down for more comfort.

NEW FACILITIES

